

2025 TALENT COMPETITIVENESS RANKING

			Score		
01	Switzerland	<div></div>	100.00	-	
02	Luxembourg	<div></div>	83.08	↗	1
03	Iceland	<div></div>	82.19	↗	3
04	Hong Kong SAR	<div></div>	80.10	↗	5
05	Netherlands	<div></div>	80.09	↗	3
06	Sweden	<div></div>	79.46	↘	2
07	Singapore	<div></div>	78.00	↘	5
08	Denmark	<div></div>	77.94	↘	3
09	UAE	<div></div>	77.86	↗	8
10	Austria	<div></div>	77.82	-	
11	Canada	<div></div>	77.81	↗	8
12	Finland	<div></div>	77.30	↗	1
13	Germany	<div></div>	76.28	↗	2
14	Ireland	<div></div>	75.71	↘	3
15	Norway	<div></div>	74.84	↘	8
16	Belgium	<div></div>	74.08	↘	4
17	Taiwan (Chinese Taipei)	<div></div>	71.98	↗	1
18	Estonia	<div></div>	71.00	↗	2
19	Australia	<div></div>	70.80	↘	5
20	Lithuania	<div></div>	70.65	↗	3
21	Latvia	<div></div>	66.57	↗	14
22	USA	<div></div>	66.06	↘	1
23	Portugal	<div></div>	65.74	↗	2
24	Czech Republic	<div></div>	65.45	↗	6
25	Malaysia	<div></div>	65.18	↗	8
26	France	<div></div>	64.42	↘	2
27	Oman	<div></div>	62.81	-	
28	Kuwait	<div></div>	62.61	↗	3
29	Qatar	<div></div>	61.93	↗	13
30	United Kingdom	<div></div>	61.76	↘	3

2025 TALENT COMPETITIVENESS RANKING

			Score		
31	Saudi Arabia	<div></div>	60.72	↗	1
32	Slovenia	<div></div>	60.60	↘	4
33	New Zealand	<div></div>	60.52	↗	6
34	Kazakhstan	<div></div>	60.52	↗	3
35	Cyprus	<div></div>	60.46	↘	6
36	Spain	<div></div>	60.42	↘	2
37	Korea Rep.	<div></div>	58.15	↘	11
38	China	<div></div>	58.01		-
39	Puerto Rico	<div></div>	57.89	↗	6
40	Japan	<div></div>	57.67	↗	3
41	Italy	<div></div>	56.64		-
42	Bahrain	<div></div>	56.49	↘	2
43	Thailand	<div></div>	54.98	↗	4
44	Greece	<div></div>	53.87		-
45	Hungary	<div></div>	53.77	↗	5
46	Jordan	<div></div>	53.16	↗	3
47	Croatia	<div></div>	53.08	↗	4
48	Botswana	<div></div>	51.65	↘	26
49	Chile	<div></div>	51.51	↘	1
50	Poland	<div></div>	50.50	↘	14
51	Romania	<div></div>	48.99	↗	1
52	Namibia	<div></div>	46.71		-
53	Indonesia	<div></div>	45.87	↘	7
54	Argentina	<div></div>	44.76	↗	2
55	Kenya	<div></div>	43.25		-
56	Nigeria	<div></div>	42.97	↗	4
57	Colombia	<div></div>	42.82	↘	3
58	Slovak Republic	<div></div>	42.72	↘	5
59	Peru	<div></div>	42.28		-
60	Bulgaria	<div></div>	39.50	↗	1
61	Ghana	<div></div>	38.18	↗	3
62	South Africa	<div></div>	36.09	↘	7
63	India	<div></div>	36.07	↘	5
64	Philippines	<div></div>	34.72	↘	1
65	Türkiye	<div></div>	34.21	↘	8
66	Mexico	<div></div>	33.14	↘	4
67	Brazil	<div></div>	31.08	↘	1
68	Venezuela	<div></div>	29.03	↘	3
69	Mongolia	<div></div>	28.45	↘	2

	OVERALL					INVESTMENT & DEVELOPMENT				
	2021	2022	2023	2024	2025	2021	2022	2023	2024	2025
Argentina	54	56	54	56	54	47	49	46	45	46
Australia	20	18	18	14	19	22	21	18	15	22
Austria	06	08	09	10	10	06	06	05	07	05
Bahrain	-	35	27	40	42	-	48	50	54	55
Belgium	13	13	04	12	16	08	09	08	09	10
Botswana	44	43	40	22	48	38	35	33	28	44
Brazil	60	57	63	66	67	54	55	56	58	58
Bulgaria	58	59	58	61	60	45	46	42	47	42
Canada	15	11	13	19	11	24	20	19	23	19
Chile	48	47	50	48	49	46	50	54	50	53
China	36	40	41	38	38	43	42	45	41	47
Colombia	55	61	57	54	57	58	58	57	59	56
Croatia	49	42	46	51	47	34	25	29	30	26
Cyprus	24	22	29	29	35	15	17	24	17	18
Czech Republic	37	29	21	30	24	41	34	26	32	28
Denmark	05	05	07	05	08	03	02	04	06	04
Estonia	19	17	17	20	18	12	10	13	10	11
Finland	08	06	06	13	12	10	11	11	11	08
France	25	23	24	24	26	21	24	30	24	29
Germany	10	10	12	15	13	11	12	12	14	14
Ghana	-	-	-	64	61	-	-	-	63	63
Greece	33	37	37	44	44	29	29	34	37	32
Hong Kong SAR	11	14	16	09	04	14	13	15	13	12
Hungary	42	44	48	50	45	32	36	37	38	23
Iceland	07	03	03	06	03	04	04	03	04	03
India	56	52	56	58	63	64	61	63	66	69
Indonesia	50	51	47	46	53	53	53	52	52	62
Ireland	17	15	14	11	14	39	38	39	35	35
Italy	35	36	42	41	41	31	28	32	33	27
Japan	39	41	43	43	40	36	37	36	36	36
Jordan	40	49	52	49	46	56	57	58	60	59
Kazakhstan	41	39	38	37	34	42	30	28	25	20
Kenya	-	-	-	-	55	-	-	-	-	68
Korea Rep.	34	38	34	26	37	28	31	22	26	31
Kuwait	-	-	28	31	28	-	-	10	12	09
Latvia	30	27	39	35	21	16	14	21	18	13
Lithuania	29	26	23	23	20	18	18	17	20	16
Luxembourg	03	07	02	03	02	02	03	02	02	02
Malaysia	28	33	33	33	25	33	39	40	43	39
Mexico	59	58	59	62	66	63	63	64	67	67
Mongolia	61	62	64	67	69	59	60	61	61	61
Namibia	-	-	-	-	52	-	-	-	-	50
Netherlands	09	09	05	08	05	17	16	16	16	15
New Zealand	18	31	31	39	33	27	33	38	40	34
Nigeria	-	-	-	60	56	-	-	-	65	64
Norway	04	04	11	07	15	05	05	06	03	06
Oman	-	-	-	-	27	-	-	-	-	49
Peru	62	46	55	59	59	61	52	55	53	54
Philippines	57	54	60	63	64	62	62	62	64	66
Poland	45	50	44	36	50	35	41	35	34	38
Portugal	26	24	25	25	23	25	22	27	29	24
Puerto Rico	-	-	-	45	39	-	-	-	42	37
Qatar	31	34	30	42	29	44	44	49	51	51
Romania	51	55	53	52	51	55	54	53	56	52
Saudi Arabia	38	30	36	32	31	37	32	41	44	45
Singapore	12	12	08	02	07	23	27	31	22	30
Slovak Republic	52	48	51	53	58	48	43	44	48	48
Slovenia	27	25	26	28	32	19	19	20	31	33
South Africa	63	60	61	55	62	60	56	59	57	60
Spain	32	32	32	34	36	30	26	25	21	25
Sweden	02	02	10	04	06	07	07	09	08	07
Switzerland	01	01	01	01	01	01	01	01	01	01
Taiwan (Chinese Taipei)	16	19	20	18	17	20	23	23	27	21
Thailand	43	45	45	47	43	51	47	47	46	41
Türkiye	53	53	49	57	65	52	51	51	55	57
UAE	23	21	22	17	09	50	45	48	49	43
United Kingdom	21	28	35	27	30	40	40	43	39	40
USA	14	16	15	21	22	13	15	14	19	17
Venezuela	64	63	62	65	68	57	59	60	62	65

APPEAL

2021	2022	2023	2024	2025
59	60	62	66	66
19	14	13	09	13
08	10	12	11	11
-	16	24	23	29
17	18	06	08	10
48	36	36	36	32
46	44	54	58	60
61	61	60	63	67
13	12	07	16	07
23	28	35	24	22
51	52	52	48	50
42	47	39	37	47
58	54	57	55	58
28	29	40	34	37
45	30	15	29	34
18	17	34	38	46
20	19	19	21	27
11	11	11	22	19
21	21	17	20	25
09	07	05	10	06
-	-	-	64	57
33	42	46	49	49
26	32	32	28	20
53	53	56	57	59
10	08	08	07	05
57	56	53	53	61
37	37	31	17	35
07	06	02	02	03
38	38	45	47	55
27	27	23	19	14
34	48	50	42	41
39	41	42	46	45
-	-	-	-	39
41	49	43	35	48
-	-	59	62	62
49	46	58	52	40
32	31	27	31	17
02	05	04	04	04
29	35	30	32	21
44	45	33	41	54
55	62	64	67	69
-	-	-	-	24
05	03	03	03	02
14	23	18	26	28
-	-	-	60	51
04	09	20	13	15
-	-	-	-	30
50	51	51	51	52
43	43	55	54	56
54	55	47	43	53
30	40	37	45	42
-	-	-	30	38
25	22	28	44	36
47	58	48	50	43
35	20	22	18	23
15	13	14	05	09
52	50	49	59	64
36	39	38	39	44
62	59	61	61	63
24	26	26	33	31
03	02	10	06	08
01	01	01	01	01
22	25	21	15	16
31	34	29	27	33
56	57	44	56	65
12	15	16	12	12
16	24	25	25	26
06	04	09	14	18
64	63	63	65	68

READINESS

2021	2022	2023	2024	2025	
56	59	48	57	51	Argentina
24	17	17	12	16	Australia
14	15	18	17	19	Austria
-	33	10	13	24	Bahrain
15	16	08	16	28	Belgium
51	56	50	19	57	Botswana
64	63	64	67	69	Brazil
62	61	62	66	68	Bulgaria
16	10	11	10	06	Canada
58	47	49	48	48	Chile
22	21	25	25	23	China
57	62	59	61	61	Colombia
54	46	55	64	50	Croatia
30	23	34	45	46	Cyprus
38	28	21	38	21	Czech Republic
08	08	05	05	05	Denmark
29	31	20	22	27	Estonia
05	04	07	09	09	Finland
31	32	32	34	31	France
10	12	16	18	15	Germany
-	-	-	55	52	Ghana
37	40	36	46	54	Greece
01	03	06	04	03	Hong Kong SAR
46	51	60	59	49	Hungary
17	13	14	20	14	Iceland
27	18	29	35	42	India
50	52	46	43	41	Indonesia
11	05	09	06	07	Ireland
39	43	45	40	44	Italy
48	54	58	54	55	Japan
18	22	23	29	22	Jordan
43	44	44	44	43	Kazakhstan
-	-	-	-	32	Kenya
36	38	35	30	40	Korea Rep.
-	-	38	31	36	Kuwait
33	36	40	42	33	Latvia
32	37	31	28	20	Lithuania
23	25	24	23	25	Luxembourg
21	20	26	27	17	Malaysia
52	45	52	56	63	Mexico
60	60	63	65	66	Mongolia
-	-	-	-	67	Namibia
07	09	02	08	08	Netherlands
20	39	39	41	38	New Zealand
-	-	-	37	37	Nigeria
12	14	15	15	26	Norway
-	-	-	-	12	Oman
61	34	57	63	62	Peru
47	35	51	52	58	Philippines
45	53	47	39	56	Poland
25	19	27	21	18	Portugal
-	-	-	51	39	Puerto Rico
19	30	12	14	10	Qatar
49	55	53	53	53	Romania
42	41	37	33	30	Saudi Arabia
02	01	01	01	02	Singapore
53	48	54	62	60	Slovak Republic
26	29	33	36	34	Slovenia
59	57	56	50	59	South Africa
41	42	42	47	45	Spain
04	06	13	07	13	Sweden
03	02	03	03	04	Switzerland
09	11	19	11	11	Taiwan (Chinese Taipei)
40	49	41	49	47	Thailand
55	50	43	58	65	Türkiye
06	07	04	02	01	UAE
13	24	30	26	29	United Kingdom
28	26	22	32	35	USA
63	58	61	60	64	Venezuela

Population over 20 million

		Score
01	Canada	77.81
02	Germany	76.28
03	Taiwan (Chinese Taipei)	71.98
04	Australia	70.80
05	USA	66.06
06	Malaysia	65.18
07	France	64.42
08	United Kingdom	61.76
09	Saudi Arabia	60.72
10	Kazakhstan	60.52
11	Spain	60.42
12	Korea Rep.	58.15
13	China	58.01
14	Japan	57.67
15	Italy	56.64
16	Thailand	54.98
17	Chile	51.51
18	Poland	50.50
19	Indonesia	45.87
20	Argentina	44.76
21	Kenya	43.25
22	Nigeria	42.97
23	Colombia	42.82
24	Peru	42.28
25	Ghana	38.18
26	South Africa	36.09
27	India	36.07
28	Philippines	34.72
29	Türkiye	34.21
30	Mexico	33.14
31	Brazil	31.08
32	Venezuela	29.03

Population under 20 million

		Score
01	Switzerland	100.00
02	Luxembourg	83.08
03	Iceland	82.19
04	Hong Kong SAR	80.10
05	Netherlands	80.09
06	Sweden	79.46
07	Singapore	78.00
08	Denmark	77.94
09	UAE	77.86
10	Austria	77.82
11	Finland	77.30
12	Ireland	75.71
13	Norway	74.84
14	Belgium	74.08
15	Estonia	71.00
16	Lithuania	70.65
17	Latvia	66.57
18	Portugal	65.74
19	Czech Republic	65.45
20	Oman	62.81
21	Kuwait	62.61
22	Qatar	61.93
23	Slovenia	60.60
24	New Zealand	60.52
25	Cyprus	60.46
26	Puerto Rico	57.89
27	Bahrain	56.49
28	Greece	53.87
29	Hungary	53.77
30	Jordan	53.16
31	Croatia	53.08
32	Botswana	51.65
33	Romania	48.99
34	Namibia	46.71
35	Slovak Republic	42.72
36	Bulgaria	39.50
37	Mongolia	28.45

GDP per capita greater than \$20,000

		Score
01	Switzerland	100.00
02	Luxembourg	83.08
03	Iceland	82.19
04	Hong Kong SAR	80.10
05	Netherlands	80.09
06	Sweden	79.46
07	Singapore	78.00
08	Denmark	77.94
09	UAE	77.86
10	Austria	77.82
11	Canada	77.81
12	Finland	77.30
13	Germany	76.28
14	Ireland	75.71
15	Norway	74.84
16	Belgium	74.08
17	Taiwan (Chinese Taipei)	71.98
18	Estonia	71.00
19	Australia	70.80
20	Lithuania	70.65
21	Latvia	66.57
22	USA	66.06
23	Portugal	65.74
24	Czech Republic	65.45
25	France	64.42
26	Oman	62.81
27	Kuwait	62.61
28	Qatar	61.93
29	United Kingdom	61.76
30	Saudi Arabia	60.72
31	Slovenia	60.60
32	New Zealand	60.52
33	Cyprus	60.46
34	Spain	60.42
35	Korea Rep.	58.15
36	Puerto Rico	57.89
37	Japan	57.67
38	Italy	56.64
39	Bahrain	56.49
40	Greece	53.87
41	Hungary	53.77
42	Croatia	53.08
43	Poland	50.50
44	Romania	48.99
45	Slovak Republic	42.72

GDP per capita less than \$20,000

		Score
01	Malaysia	65.18
02	Kazakhstan	60.52
03	China	58.01
04	Thailand	54.98
05	Jordan	53.16
06	Botswana	51.65
07	Chile	51.51
08	Namibia	46.71
09	Indonesia	45.87
10	Argentina	44.76
11	Kenya	43.25
12	Nigeria	42.97
13	Colombia	42.82
14	Peru	42.28
15	Bulgaria	39.50
16	Ghana	38.18
17	South Africa	36.09
18	India	36.07
19	Philippines	34.72
20	Türkiye	34.21
21	Mexico	33.14
22	Brazil	31.08
23	Venezuela	29.03
24	Mongolia	28.45

Europe - Middle East - Africa

			Score
01	Switzerland	<div></div>	100.00
02	Luxembourg	<div></div>	83.08
03	Iceland	<div></div>	82.19
04	Netherlands	<div></div>	80.09
05	Sweden	<div></div>	79.46
06	Denmark	<div></div>	77.94
07	UAE	<div></div>	77.86
08	Austria	<div></div>	77.82
09	Finland	<div></div>	77.30
10	Germany	<div></div>	76.28
11	Ireland	<div></div>	75.71
12	Norway	<div></div>	74.84
13	Belgium	<div></div>	74.08
14	Estonia	<div></div>	71.00
15	Lithuania	<div></div>	70.65
16	Latvia	<div></div>	66.57
17	Portugal	<div></div>	65.74
18	Czech Republic	<div></div>	65.45
19	France	<div></div>	64.42
20	Oman	<div></div>	62.81
21	Kuwait	<div></div>	62.61
22	Qatar	<div></div>	61.93
23	United Kingdom	<div></div>	61.76
24	Saudi Arabia	<div></div>	60.72
25	Slovenia	<div></div>	60.60
26	Kazakhstan	<div></div>	60.52
27	Cyprus	<div></div>	60.46
28	Spain	<div></div>	60.42
29	Italy	<div></div>	56.64
30	Bahrain	<div></div>	56.49
31	Greece	<div></div>	53.87
32	Hungary	<div></div>	53.77
33	Jordan	<div></div>	53.16
34	Croatia	<div></div>	53.08
35	Botswana	<div></div>	51.65
36	Poland	<div></div>	50.50
37	Romania	<div></div>	48.99
38	Namibia	<div></div>	46.71
39	Kenya	<div></div>	43.25
40	Nigeria	<div></div>	42.97
41	Slovak Republic	<div></div>	42.72
42	Bulgaria	<div></div>	39.50
43	Ghana	<div></div>	38.18
44	South Africa	<div></div>	36.09
45	Türkiye	<div></div>	34.21

Asia - Pacific






































































			Score
01	Hong Kong SAR	<div></div>	80.10
02	Singapore	<div></div>	78.00
03	Taiwan (Chinese Taipei)	<div></div>	71.98
04	Australia	<div></div>	70.80
05	Malaysia	<div></div>	65.18
06	New Zealand	<div></div>	60.52
07	Korea Rep.	<div></div>	58.15
08	China	<div></div>	58.01
09	Japan	<div></div>	57.67
10	Thailand	<div></div>	54.98
11	Indonesia	<div></div>	45.87
12	India	<div></div>	36.07
13	Philippines	<div></div>	34.72
14	Mongolia	<div></div>	28.45

The Americas

			Score
01	Canada	<div></div>	77.81
02	USA	<div></div>	66.06
03	Puerto Rico	<div></div>	57.89
04	Chile	<div></div>	51.51
05	Argentina	<div></div>	44.76
06	Colombia	<div></div>	42.82
07	Peru	<div></div>	42.28
08	Mexico	<div></div>	33.14
09	Brazil	<div></div>	31.08
10	Venezuela	<div></div>	29.03

INVESTMENT & DEVELOPMENT

The investment in and development of home-grown talent

			Score	
01	Switzerland		100.00	-
02	Luxembourg		96.06	-
03	Iceland		86.77	↗ 1
04	Denmark		83.25	↗ 2
05	Austria		83.10	↗ 2
06	Norway		82.23	↙ 3
07	Sweden		82.22	↗ 1
08	Finland		78.68	↗ 3
09	Kuwait		77.73	↗ 3
10	Belgium		77.25	↙ 1
11	Estonia		75.99	↙ 1
12	Hong Kong SAR		73.11	↗ 1
13	Latvia		71.73	↗ 5
14	Germany		71.35	-
15	Netherlands		68.80	↗ 1
16	Lithuania		66.75	↗ 4
17	USA		66.06	↗ 2
18	Cyprus		64.90	↙ 1
19	Canada		64.11	↗ 4
20	Kazakhstan		63.77	↗ 5
21	Taiwan (Chinese Taipei)		62.61	↗ 6
22	Australia		60.99	↙ 7
23	Hungary		60.32	↗ 15
24	Portugal		60.12	↗ 5
25	Spain		59.68	↙ 4
26	Croatia		58.03	↗ 4
27	Italy		57.95	↗ 6
28	Czech Republic		57.83	↗ 4
29	France		57.46	↙ 5
30	Singapore		57.29	↙ 8
31	Korea Rep.		56.44	↙ 5
32	Greece		56.05	↗ 5
33	Slovenia		55.91	↙ 2
34	New Zealand		55.14	↗ 6
35	Ireland		54.82	-
36	Japan		52.67	-
37	Puerto Rico		51.68	↗ 5
38	Poland		51.55	↙ 4
39	Malaysia		49.80	↗ 4
40	United Kingdom		48.31	↙ 1
41	Thailand		47.76	↗ 5
42	Bulgaria		47.59	↗ 5
43	UAE		47.49	↗ 6
44	Botswana		45.16	↙ 16
45	Saudi Arabia		44.97	↙ 1
46	Argentina		43.87	↙ 1
47	China		43.63	↙ 6
48	Slovak Republic		43.06	-
49	Oman		42.65	-
50	Namibia		40.88	-
51	Qatar		39.00	-
52	Romania		38.30	↗ 4
53	Chile		33.66	↙ 3
54	Peru		33.34	↙ 1
55	Bahrain		30.46	↙ 1
56	Colombia		29.57	↗ 3
57	Türkiye		24.81	↙ 2
58	Brazil		24.44	-
59	Jordan		24.32	↗ 1
60	South Africa		21.35	↙ 3
61	Mongolia		17.94	-
62	Indonesia		15.14	↙ 10
63	Ghana		14.06	-
64	Nigeria		11.67	↗ 1
65	Venezuela		10.70	↙ 3
66	Philippines		7.98	↙ 2
67	Mexico		6.34	-
68	Kenya		0.56	-
69	India		0.00	↙ 3

APPEAL

The extent to which a country taps into the overseas talent pool

			Score	
01	Switzerland	<div></div>	93.07	-
02	Netherlands	<div></div>	74.22	↗ 1
03	Ireland	<div></div>	74.14	↙ 1
04	Luxembourg	<div></div>	69.63	-
05	Iceland	<div></div>	67.72	↗ 2
06	Germany	<div></div>	67.21	↗ 4
07	Canada	<div></div>	66.87	↗ 9
08	Sweden	<div></div>	64.07	↙ 2
09	Singapore	<div></div>	62.73	↙ 4
10	Belgium	<div></div>	62.52	↙ 2
11	Austria	<div></div>	62.37	-
12	UAE	<div></div>	62.16	-
13	Australia	<div></div>	62.09	↙ 4
14	Japan	<div></div>	60.92	↗ 5
15	Norway	<div></div>	59.40	↙ 2
16	Taiwan (Chinese Taipei)	<div></div>	58.96	↙ 1
17	Lithuania	<div></div>	58.26	↗ 14
18	USA	<div></div>	57.11	↙ 4
19	Finland	<div></div>	57.01	↗ 3
20	Hong Kong SAR	<div></div>	56.57	↗ 8
21	Malaysia	<div></div>	56.51	↗ 11
22	Chile	<div></div>	56.34	↗ 2
23	Saudi Arabia	<div></div>	56.29	↙ 5
24	Namibia	<div></div>	55.51	-
25	France	<div></div>	55.06	↙ 5
26	United Kingdom	<div></div>	54.81	↙ 1
27	Estonia	<div></div>	54.16	↙ 6
28	New Zealand	<div></div>	53.56	↙ 2
29	Bahrain	<div></div>	53.44	↙ 6
30	Oman	<div></div>	53.08	-
31	Spain	<div></div>	52.48	↗ 2
32	Botswana	<div></div>	51.98	↗ 4
33	Thailand	<div></div>	51.69	↙ 6
34	Czech Republic	<div></div>	51.64	↙ 5
35	Indonesia	<div></div>	51.37	↙ 18
36	Qatar	<div></div>	51.34	↗ 8
37	Cyprus	<div></div>	51.00	↙ 3
38	Puerto Rico	<div></div>	50.13	↙ 8
39	Kenya	<div></div>	48.95	-
40	Latvia	<div></div>	48.89	↗ 12
41	Jordan	<div></div>	48.80	↗ 1
42	Portugal	<div></div>	48.18	↗ 3
43	Romania	<div></div>	47.87	↗ 7
44	Slovenia	<div></div>	47.84	↙ 5
45	Kazakhstan	<div></div>	47.83	↗ 1
46	Denmark	<div></div>	47.50	↙ 8
47	Colombia	<div></div>	46.68	↙ 10
48	Korea Rep.	<div></div>	46.58	↙ 13
49	Greece	<div></div>	45.26	-
50	China	<div></div>	44.48	↙ 2
51	Nigeria	<div></div>	44.19	↗ 9
52	Peru	<div></div>	42.35	↙ 1
53	Poland	<div></div>	42.13	↙ 10
54	Mexico	<div></div>	42.04	↙ 13
55	Italy	<div></div>	42.03	↙ 8
56	Philippines	<div></div>	41.91	↙ 2
57	Ghana	<div></div>	39.67	↗ 7
58	Croatia	<div></div>	38.49	↙ 3
59	Hungary	<div></div>	37.89	↙ 2
60	Brazil	<div></div>	37.72	↙ 2
61	India	<div></div>	37.15	↙ 8
62	Kuwait	<div></div>	36.14	-
63	South Africa	<div></div>	33.74	↙ 2
64	Slovak Republic	<div></div>	32.64	↙ 5
65	Türkiye	<div></div>	29.68	↙ 9
66	Argentina	<div></div>	29.35	-
67	Bulgaria	<div></div>	29.16	↙ 4
68	Venezuela	<div></div>	25.36	↙ 3
69	Mongolia	<div></div>	20.05	↙ 2

READINESS

The availability of skills and competencies in the talent pool

			Score		
01	UAE	<div></div>	98.89	↗	1
02	Singapore	<div></div>	88.95	↙	1
03	Hong Kong SAR	<div></div>	85.60	↗	1
04	Switzerland	<div></div>	81.90	↙	1
05	Denmark	<div></div>	78.04	-	-
06	Canada	<div></div>	77.42	↗	4
07	Ireland	<div></div>	73.15	↙	1
08	Netherlands	<div></div>	72.24	-	-
09	Finland	<div></div>	71.18	-	-
10	Qatar	<div></div>	70.43	↗	4
11	Taiwan (Chinese Taipei)	<div></div>	69.35	-	-
12	Oman	<div></div>	67.67	-	-
13	Sweden	<div></div>	67.07	↙	6
14	Iceland	<div></div>	67.05	↗	6
15	Germany	<div></div>	65.27	↗	3
16	Australia	<div></div>	64.30	↙	4
17	Malaysia	<div></div>	64.19	↗	10
18	Portugal	<div></div>	63.88	↗	3
19	Austria	<div></div>	62.98	↙	2
20	Lithuania	<div></div>	61.91	↗	8
21	Czech Republic	<div></div>	61.84	↗	17
22	Jordan	<div></div>	61.35	↗	7
23	China	<div></div>	60.88	↗	2
24	Bahrain	<div></div>	60.54	↙	11
25	Luxembourg	<div></div>	58.52	↙	2
26	Norway	<div></div>	57.87	↙	11
27	Estonia	<div></div>	57.83	↙	5
28	Belgium	<div></div>	57.44	↙	12
29	United Kingdom	<div></div>	57.14	↙	3
30	Saudi Arabia	<div></div>	55.86	↗	3
31	France	<div></div>	55.72	↗	3
32	Kenya	<div></div>	55.21	-	-
33	Latvia	<div></div>	54.05	↗	9
34	Slovenia	<div></div>	53.03	↗	2
35	USA	<div></div>	49.98	↙	3
36	Kuwait	<div></div>	48.94	↙	5
37	Nigeria	<div></div>	48.02	-	-
38	New Zealand	<div></div>	47.82	↗	3
39	Puerto Rico	<div></div>	46.83	↗	12
40	Korea Rep.	<div></div>	46.39	↙	10
41	Indonesia	<div></div>	46.08	↗	2
42	India	<div></div>	46.02	↙	7
43	Kazakhstan	<div></div>	44.93	↗	1
44	Italy	<div></div>	44.92	↙	4
45	Spain	<div></div>	44.08	↗	2
46	Cyprus	<div></div>	40.46	↙	1
47	Thailand	<div></div>	40.45	↗	2
48	Chile	<div></div>	39.50	-	-
49	Hungary	<div></div>	38.06	↗	10
50	Croatia	<div></div>	37.67	↗	14
51	Argentina	<div></div>	36.02	↗	6
52	Ghana	<div></div>	35.80	↗	3
53	Romania	<div></div>	35.77	-	-
54	Greece	<div></div>	35.28	↙	8
55	Japan	<div></div>	34.39	↙	1
56	Poland	<div></div>	32.80	↙	17
57	Botswana	<div></div>	32.78	↙	38
58	Philippines	<div></div>	29.24	↙	6
59	South Africa	<div></div>	28.15	↙	9
60	Slovak Republic	<div></div>	27.44	↗	2
61	Colombia	<div></div>	27.17	-	-
62	Peru	<div></div>	26.12	↗	1
63	Mexico	<div></div>	26.01	↙	7
64	Venezuela	<div></div>	26.00	↙	4
65	Türkiye	<div></div>	23.10	↙	7
66	Mongolia	<div></div>	22.34	↙	1
67	Namibia	<div></div>	18.72	-	-
68	Bulgaria	<div></div>	16.73	↙	2
69	Brazil	<div></div>	6.05	↙	2